

# 2017-18 Student Outcomes



**NEW  
SCHOOL**  
SAN FRANCISCO

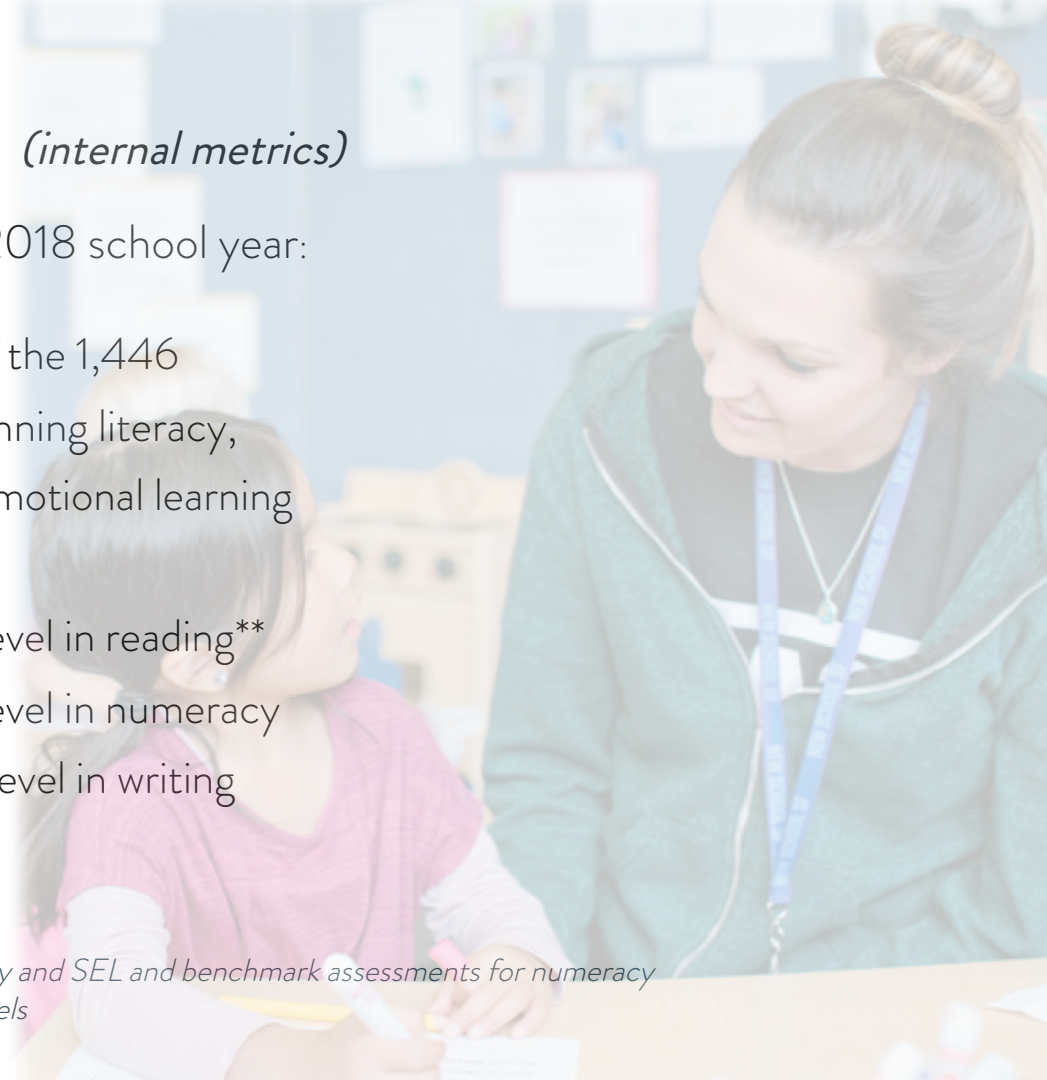
# student outcomes *(internal metrics)*

We are proud to report that in the 2017-2018 school year:

- Our students met or exceeded 80% of the 1,446 individualized learning goals we set, spanning literacy, writing, numeracy, inquiry and social-emotional learning (this is up from 74% last year);\*
- 71% of students are at or above grade level in reading\*\*
- 71% of students are at or above grade level in numeracy
- 74% of students are at or above grade level in writing

*\* Assessments include standards-aligned rubrics for writing, inquiry and SEL and benchmark assessments for numeracy*

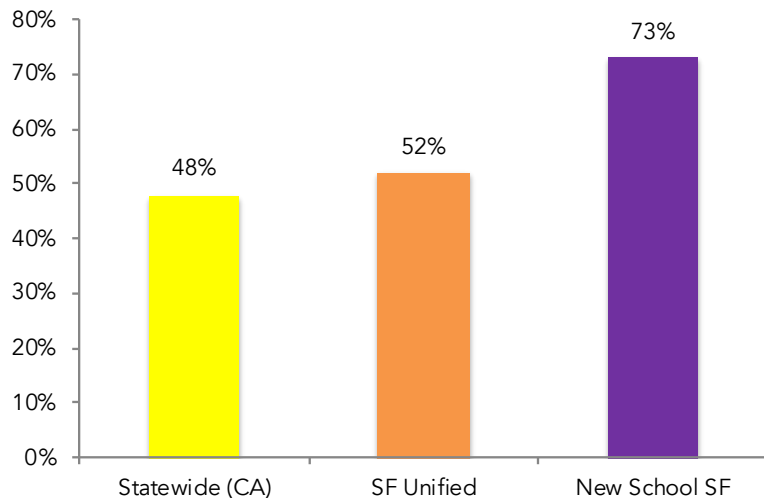
*\*\* Reading levels are calculated using A-Z independent reading levels*



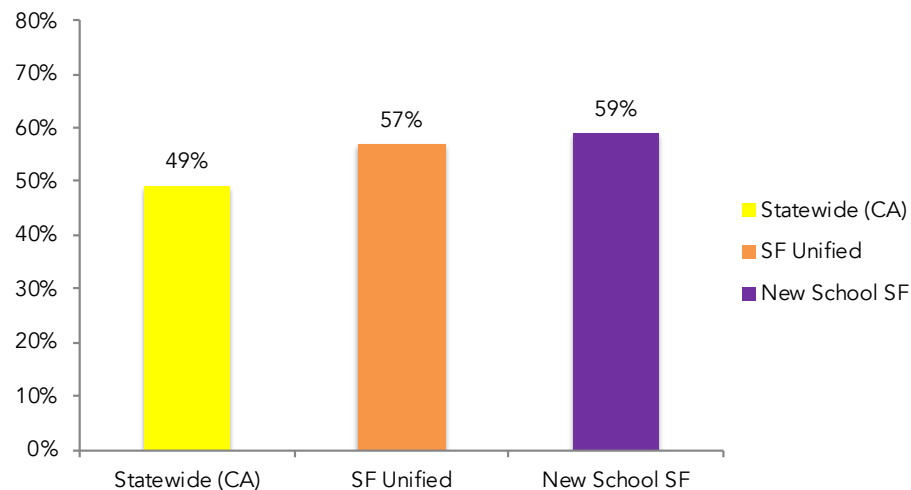
# student outcomes *(CA State Data)*

Our 3<sup>rd</sup> grade students outperformed both San Francisco Unified and the State for English Language Arts and Numeracy.\*

English Language Arts: % proficient or above



Numeracy: % proficient or above

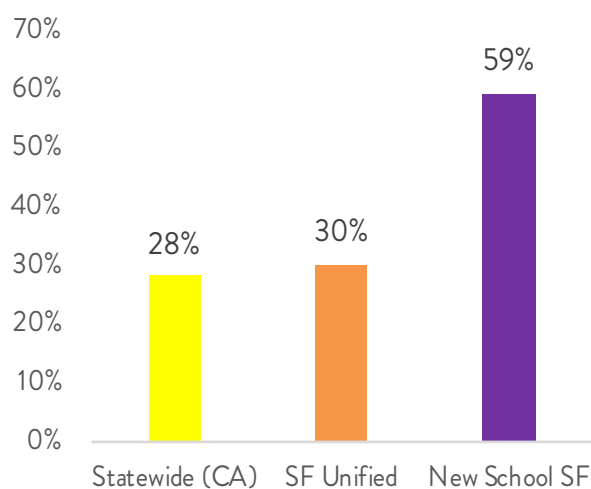


*\*For 3<sup>rd</sup> grade, the assessment only measures these two broad categories but looks at skills within each category.*

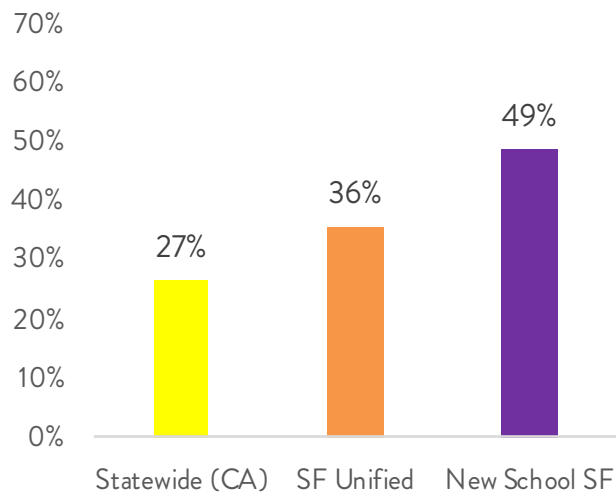
# student outcomes *(CA State Data)*

Our 3<sup>rd</sup> grade students outperformed both San Francisco Unified and the State across deeper learning sub-categories.

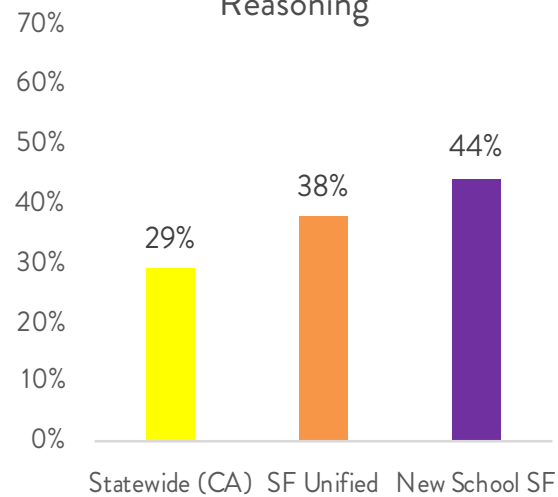
Research Inquiry



Problem Solving



Communicating Reasoning



# student demographics



Total Students 2017-18	181
White	49%
Latino	18%
African American	7%
Native American	2%
Middle Eastern	1%
Asian	23%
Special Learning Needs	26%
English Language Learners	11%
Free Reduced Price Lunch	17%